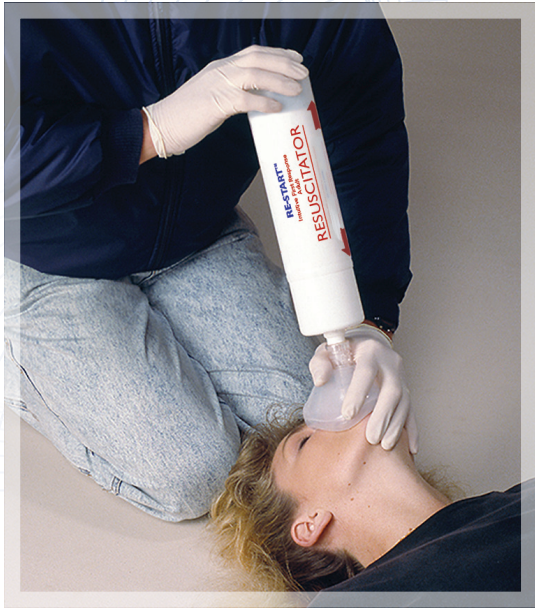


RE-START™

The Reusable, Intuitive First Response Adult Resuscitator
Ideal for first responders and easy to operate by one person.



EASY TO USE – NO TRAINING REQUIRED

Unique linear low-fatigue operation

May be used with or without an Automated External Defibrillator (AED)

PROVEN

Independent study 'Comparison of Bag Valve Mask Resuscitators with New Linear Displacement Unit' by University of Kansas Medical Center confirmed no training required, superior consistent delivery and ease of use significantly beyond traditional bag valve masks.

* For further details and video please refer:
www.restart-resuscitator.com/home

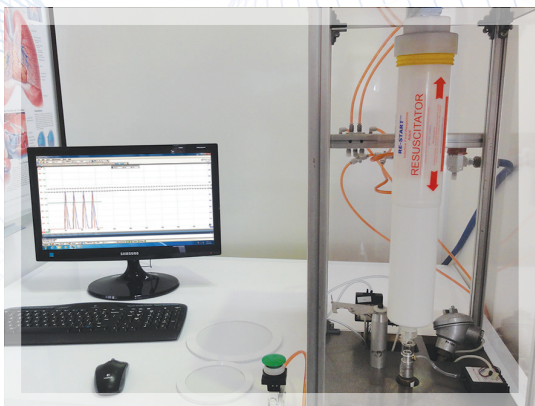


CONVENIENT, HIGH-VISIBILITY CARRY CASE WITH WALL BRACKET

Kit Contents:

- 1 x RE-START™ resuscitator
- 3 x RE-START™ masks
- 1 x RE-START™ neck support (to help open airway)
- 1 x RE-START™ instructions

* For further details and video please refer:
www.restart-resuscitator.com/home



TESTED

Every unit is tested to ensure compliance with the latest International Standard ISO 10651-4 and American Heart Association Guidelines.

QUALITY ASSURANCE

Performance of every unit is logged against a unique identifier as part of quality control protocol.

* For further details and video please refer:
www.restart-resuscitator.com/home

RE-START™ Intuitive First Response Adult Resuscitator

INSTRUCTIONS FOR USE

Important: For adult use only. Body weight **MUST** be 40 kg or more.

Warning: Incorrect operation of the RE-START™ Resuscitator may be hazardous. The resuscitator permits the patient to inhale gas present in the atmosphere. Use of the resuscitator in a contaminated environment may be dangerous.

Functional Test prior to Use: To ensure proper operation, activate the pump prior to attaching mask.

1. If the patient is unresponsive and not breathing, **CALL EMERGENCY SERVICES.**
(Tile 1)




2. If the patient's heart has stopped, place patient on a reasonably hard surface.
Tilt head back and place Neck Support in position. (Tile 2)



3. Perform **30 hard and fast Chest Compressions 5cm / 2" deep at a rate of 100-120 compressions per minute.** (Tile 3)



4. **Place mask securely over patient's mouth and nose**, fully extend RE-START™ and provide **2 FULL PUMPS**. Chest should rise. Allow 2 seconds between each full pump. (Tile 4)



5. **If available attach AED** (Automated External Defibrillator). Follow the prompts. (Tile 5).



6. **Repeat Steps 3 and 4** until pulse returns and patient is breathing or until ambulance staff or a trained medical professional is available to take over. (Tile 6)



In case of vomitus during resuscitation, clean or fit a new mask when immediately available, shake to remove any contamination from check valve. Check operation, then continue.

Caution: DO NOT overfill lungs with excessive pumping.